


PBT TAIL HOLDER INSTALLATION INSTRUCTION

- I Put the Tail Holder at right position directly opposite to the channeling of the bottom bracket support;




Channeling of the Bracket Support


- II Fit the PBT Holder into the channeling;




III Press the right and left clip of the PBT Holder with left hand and press the tail part of the holder with right hand, push the small claws into the groove of the bottom support of the bracket.



Groove Small Claws of the Holder




Right and Left Clip of the Holder



Finished

IV Fixed with CPC Reflector



CPC Reflector

